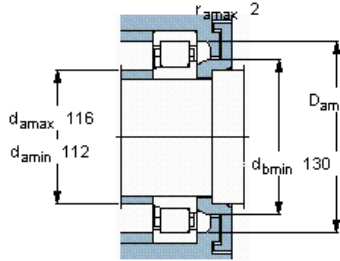
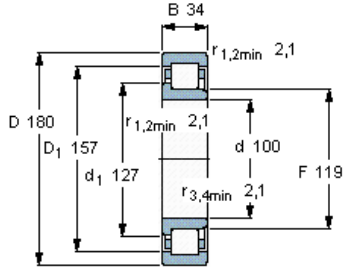


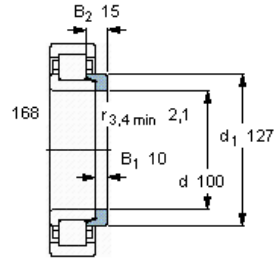
Cylindrical roller bearings, single row

Principal dimensions			Basic load ratings		Designation	Angle ring
d	D	B	dynamic C	static C0	* SKF Explorer bearing	Designation
mm			kN		-	-
100	180	34	285	305	NJ 220 ECJ *	HJ 220 EC



Calculation factors

k_r 0,15
e 0,2 Y 0,6



HJ 220 EC

Mass kg 0,42